



# ACS Responsible Beta™ US Equity Fund

# Q1 2026

The ACS Responsible Beta US Equity Fund aims to provide returns and risk characteristics that are similar to the Solactive GBS United States 10% Capped Index, while excluding companies operating in the fossil fuel, weapons, gambling, tobacco, predatory lending, alcohol and cannabis industries as well as companies with highly controversial business practices.

## Performance

Period	QTD*	YTD*	2 years	3 years	Since Inception
Series F (\$CAD)	-5.67%	-5.67%	12.40%	18.67%	13.05%
Index (\$CAD)	-3.25%	-3.25%	14.51%	19.61%	14.25%
Series F Relative Return	-2.42%	-2.42%	-2.11%	-0.94%	-1.20%
Series U (\$USD)	-6.96%	-6.96%	10.88%	17.52%	10.50%
Index (\$USD)	-4.58%	-4.58%	12.96%	18.45%	11.68%
Series U Relative Return	-2.38%	-2.38%	-2.08%	-0.93%	-1.17%

\*Source: ACS Group; as of 3/31/2026, since inception date of 2/28/2022, periods greater than 1 year are annualized, net of fees, taxes and expenses

## Top 10 Holdings

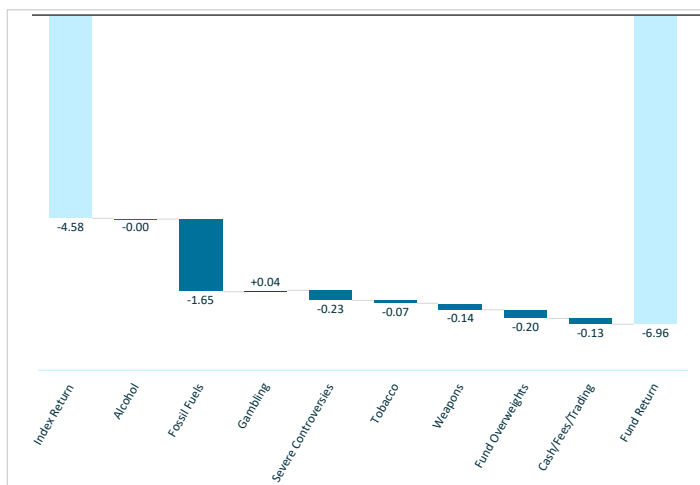
Company	Weight
NVIDIA Corp	7.8%
Apple Inc	7.1%
Microsoft Corp	5.4%
Amazon.com Inc	4.1%
Alphabet Inc (Class A)	3.5%
Alphabet Inc (Class C)	3.0%
Broadcom Inc	3.0%
Meta Platforms Inc	2.6%
Tesla Inc	2.3%
JPMorgan Chase & Co	1.7%

## Fund Facts

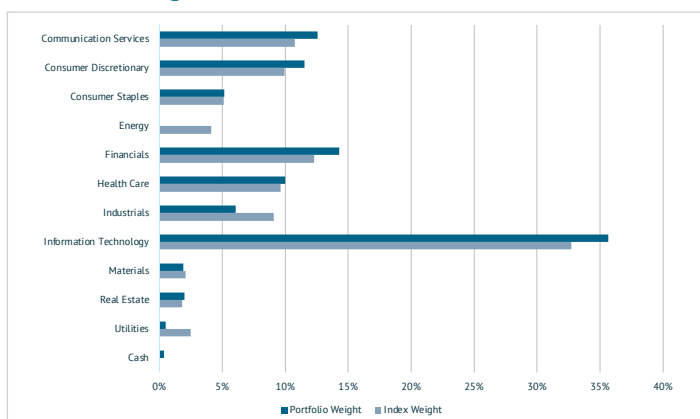
Inception Date	February 28, 2022
Manager / Trustee	Advantage Capital Strategies Group Inc.
Management Fee	0.45% + HST
Custodian / Broker	Interactive Brokers Canada
Fund Administrator	SGGG Fund Services
Fund Auditor	Grant Thornton
Portfolio Manager	James Thai, CFA
Liquidity	Monthly
Minimum Investment	\$25,000
Asset Class	US Large Cap Equity
Investors	Available to Accredited Investors

This does not constitute an offer to sell or the solicitation of an offer to buy any securities. Such an offer may only be made by way of a definitive subscription agreement and are only available to prospective investors who meet legal requirements for investor suitability. All investing involves risk, including the potential loss of principal. Past performance is not a guarantee of future results. All Rights Reserved. The information contained herein is confidential and proprietary to Advantage Capital Strategies Group Inc. ("ACS Group") and may not be reproduced or distributed without the prior written consent of ACS Group.

## Contribution to Relative Return



## Sector Weights



## Performance Characteristics

Measure	Fund	Index
Volatility (Standard Deviation)	16.5%	15.8%
Beta	1.04	1.00
Tracking Error	1.62%	n/a
Correlation Coefficient	1.00	n/a
Sharpe Ratio	0.40	0.46



## Responsible Investing

At ACS Group, we believe that investing responsibly and the pursuit of financial returns are complementary objectives that can drive long-term performance. The **ACS Responsible Beta™ Funds** seek to achieve this by providing broad market exposure while carefully avoiding harmful companies. This means minimizing exposure to those involved in the fossil fuels, weapons, gambling, tobacco, predatory lending, alcohol and cannabis industries, as well as businesses with a history of severe controversies. By reducing these risks, we can capture market growth in a responsible manner.

## Top 10 Screened Companies

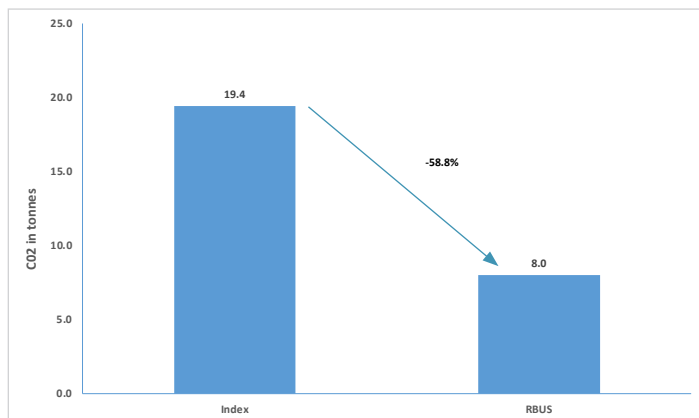
Company	Primary Screen
Exxon Mobil Corp	Fossil Fuels
Johnson & Johnson	Severe Controversies
Chevron Corp	Fossil Fuels
Palantir Technologies Inc	Weapons
General Electric Co	Weapons
RTX Corp	Weapons
Philip Morris International Inc	Tobacco
GE Vernova Inc	Fossil Fuels
Nextera Energy Inc	Fossil Fuels
ConocoPhillips	Fossil Fuels

## Portfolio Highlights

Bloom Energy – Screened for fossil fuel exposure, as despite the company’s claims that it delivers clean energy, it’s primary means of generation is natural gas. Although the process does not involve direct combustion, it still has a significant carbon footprint; and we advocate transition away from fossil fuel to renewable energy sources.

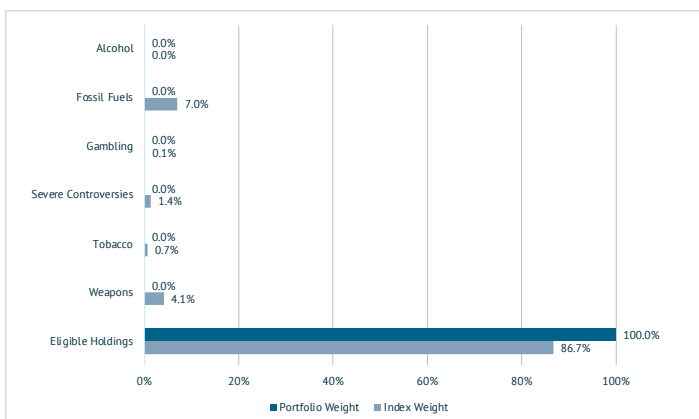
Rivian Automotive – Added to index and portfolio. Rivian is an electric vehicle manufacturer offering both commercial and commuter vehicles.

## Portfolio Carbon Footprint



Scope 1+2 emissions of the companies in the index or portfolio per \$1 million (USD) invested  
Source: ACS Group, LSEG

## Screened Industries



## Investment Stewardship

Joined the Net Zero Asset Managers (NZAM) to commit our portfolios on a pathway to net zero. This is an initiative run by the United Nations Principle on Responsible Investment (UN PRI), and signals to companies that asset managers want companies to chart pathways to a lower carbon future.

Supported numerous shareholder proposals that require the board to seek investor ratification of golden parachutes where the total cost exceeds 2.99 times base salary plus the target short-term bonus.

This does not constitute an offer to sell or the solicitation of an offer to buy any securities. Such an offer may only be made by way of a definitive subscription agreement and are only available to prospective investors who meet legal requirements for investor suitability. All investing involves risk, including the potential loss of principal. Past performance is not a guarantee of future results. All Rights Reserved. The information contained herein is confidential and proprietary to Advantage Capital Strategies Group Inc. ("ACS Group") and may not be reproduced or distributed without the prior written consent of ACS Group.